



Birchfield PRIMARY SCHOOL

Year 1 Curriculum Overview Term 2.2


Teaching Team:
Miss Nguyen, Miss Rock, Miss Ilyas.
SLT: Mrs Saboor

PE Days: Tuesday and Thursday.

On these days, children must be wearing their P.E kits. This includes a white t-shirt, black joggers, trainers, and no jewellery.

Homework: Workbooks and reading books must be returned to school by **Tuesday.**

Please see below an overview of the main themes, knowledge, and skills we will be covering this half term.

Enquiry Question	<u>“Where will Paddington visit in London?”</u>
Significant People	<p>Princess Diana was a member of the British royal family. She was married to Prince Charles, the eldest son of Queen Elizabeth II, and she was the mother of Princes William and Harry. Princess Diana was a very caring and ambitious person. The princess was well known for her charity work. She helped children, the sick, the homeless, and disabled people. She also called for a worldwide ban on landmines (bombs buried on purpose in the ground), which kill and injure innocent people.</p>
Class Texts	<p>Title: Look inside London Author: Usborne</p> <p>Non-fiction text: A lift-the-flap information book which explores the UK capital's most famous sites, including Buckingham Palace, Trafalgar Square and the Tower of London.</p> 
Reading	<p>Domain 1b: Identify/ explain key aspects of fiction and non-fiction texts, such as characters, events, title and information.</p> <p>Test technique: In reading, the children will be reading the following non-fiction text: 'Look inside London'. They will learn how to answer questions based on the whole class text using short, constructed responses and they will learn how to extract information from the text.</p>
Writing	<p>This half term, children will be revisiting their previous learning on postcards. They will be writing a postcard based on Paddington's trip to London, linking to our enquiry. Children will also learn how to write a sequel, based on the text 'Paddington and the Grand Tour'. They will then identify the language and organisational features of an informal letter and learn how to write an informal letter.</p>
Maths	<p>In maths, children will be building on their place value knowledge within 50. They will learn to count forwards and backwards between 20 and 50 and develop their understanding of multiples of 10. Children will use a range of concrete resources such as ten frames, base 10, bead strings and towers of cubes to explore each number in different ways. Children will also learn how to count objects more efficiently by grouping into tens and ones. Children will then develop their understanding of place value</p>

	for 2-digit numbers as they begin to partition numbers to 50. Finally, children will apply their counting skills to find 1 more and 1 less than any number between zero and 50. In our Length and Height unit, children will compare lengths and heights, learn how to measure length using objects and in centimetres.
Geography	During this half term, the children will build upon their learning on the city of London. They will describe famous London landmarks and explain its purpose. Children will also learn about The Great Fire of London and identify its causes and the impact it had on the city of London. Later on, the children will use aerial photographs and plan perspectives to recognise landmarks and basic human and physical features in London. Children will then learn to use simple directional and positional language to give directions, describe the location of features and discuss where things are in relation to each other. Children will identify the similarities and differences between two capital cities, London and Kuala Lumpur, the capital city of Malaysia.
Science	In science, children will continue to interleave their learning between two units, 'Plants' and 'Animals including Humans'. Children will focus on identifying and naming a variety of common wild and garden plants, including deciduous and evergreen trees and observe how they change over time. They will then label and describe the basic structure of a variety of common plants. During this half term, children will also carry out some simple tests to explore why we have two eyes.
Design and Technology	This half term, the children will be exploring wheels, axles and chassis and how they work together to make a vehicle move. They will design and make their own London taxi.
Music	In music, the children will be learning to sing and perform the song: 'Round And Round', a Bossa Nova Latin style. They will listen to the main unit song and learn to find the pulse. Children will understand that the pulse is the heartbeat of the music and will recognise and name different instruments in 'Round and Round'. They will also listen to an additional four songs/pieces in this unit which will support and enrich the children's understanding of its theme, while deepening their musical knowledge and experience.
Computing	During this half term, children will be introduced to early programming concepts. They will explore using individual commands, both with their peers and as part of a computer program. Children will identify what each command for the floor robot does, and use that knowledge to start predicting the outcome of programs. Children will also be introduced to the early stages of program design through the introduction of algorithms.
PSHE	In PSHE, the children will be exploring the question 'What can we do with money?'. They will explore what money is and that it comes in different forms. Children will also identify how money is obtained and people make choices about what to do with their money. Children will explore the difference between needs and wants.

RE	<p>In R.E, the children will be introduced to the dispositions, 'Being Courageous and Confident' and 'Being Loyal and Steadfast'. They will be exploring the importance of being courageous and confident through class discussions and stories such as David and Goliath and The story of Hamza. Children will also explore loyalty and being steadfast through the Christian festival, Easter.</p>
PE	<p>Gymnastics- In this unit, children will continue to learn to use space safely and effectively. They will build on basic gymnastic actions on the floor and using low apparatus. Children will continue to develop basic skills of jumping, rolling, balancing, and travelling. The children will be given opportunities to select their own actions to build short sequences and develop their confidence in performing. The children will continue to develop understanding of the using different levels, directions and shapes when travelling and balancing.</p> <p>Ball skills- In this unit, children will explore their fundamental ball skills such as throwing and catching, rolling, hitting a target, dribbling with both hands and feet and kicking a ball. Children will have the opportunity to work independently, in pairs and small groups. Children will be able to explore their own ideas in response to tasks.</p>

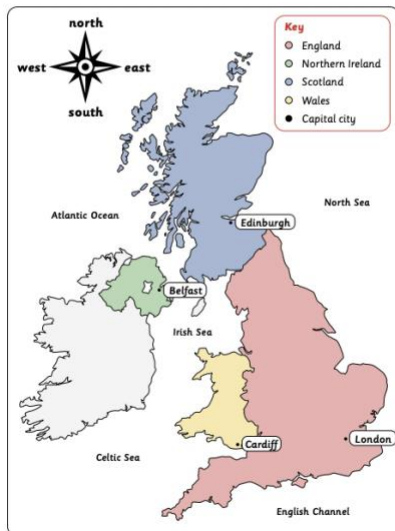
Knowledge Organisers:

Enquiry

Bright Lights, Big City

The United Kingdom

The United Kingdom is in Europe. It is made up of England, Northern Ireland, Scotland and Wales. The capital city of England and the United Kingdom is London.



Weather

The United Kingdom has four seasons. These are spring, summer, autumn and winter. The weather can be very warm and sunny in the summer. In the winter, the weather can be cold and snowy. There can also be lots of rain all year round.



spring



summer



autumn



winter

Life in a city

A city is a large, busy settlement where lots of people live and work. A city usually has a cathedral, a river, important buildings and offices where people work. There are lots of things to see and do in a city. There are many shops and restaurants to visit.



Aerial view of London

Physical features

The landscape of the United Kingdom has many different physical features.



river



flatlands



mountain



forest

Human features

The cities, towns and villages of the United Kingdom have many different human features.



bridge



café



house



library

Landmarks

A landmark is a feature of a landscape or town that is easily seen from far away. A landmark can help you describe your location. Landmarks can be human or physical features.



bridge



castle



cathedral



limestone arch



monument



stadium



statue



war memorial

London

London is a city. It is the largest settlement in the United Kingdom. Over eight million people live there. The River Thames is the main river that runs through the city. Tourists visit London to shop and see its famous landmarks.



Houses of Parliament



St Paul's Cathedral



The Gherkin



The Shard



Tower of London



Buckingham Palace

Great Fire of London

Thomas Farriner was the baker of King Charles II. His bakery shop was on Pudding Lane in London. A spark from one of his ovens started a terrible fire on Sunday 2nd September 1666. The Great Fire of London burned for nearly five days. It destroyed thousands of wooden houses and many churches.

Glossary

bakery	A place where bread, cakes and pastries are made and sold.
capital city	A city that is home to the government and ruler of a country.
cathedral	A large, important church.
city	A settlement, often with a cathedral.
country	A large area of land that has its own government.
human feature	Human-made features, such as buildings, roads and bridges.
monument	A large structure built to remember a person or event.
physical feature	Naturally-formed features, such as cliffs, rivers and forests.
settlement	A place where people live and work.
stadium	A large sports ground with seats around it.

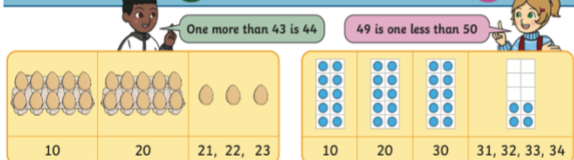
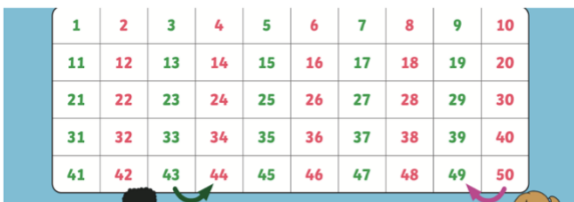
Knowledge Organisers: Maths

Year 1 Maths Knowledge Organiser – Number and place value (within 50)

Topic Coverage

Place Value

- count to and across 50, forwards and backwards, beginning with 0 or 1, or from any given number
- count, read and write numbers to 50 in numerals
- making groups of ten to count the total
- identifying one more and one less
- identify and represent numbers using objects and pictorial representations including the number line, tens frame, cubes and dimes and the part-whole model.
- estimating on a number line



Key Vocabulary

Place value	The value represented by a digit.
Tens	10 ones.
Ones	Value of 1.
Digit	A number.
2-digit	A number that has a tens and ones.
Partition	Splitting numbers into smaller parts to make them easier to work with.
More than	A number that is bigger than another.
Less than	A number that is smaller than another.
Difference	Comparing two amounts of numbers.

Identifying numbers one more than and one less than.

Using one more than and one less than helps you compare how big or small the numbers may be.

One more than
46 is 47.

One less than 36 is
35.

1 less

33

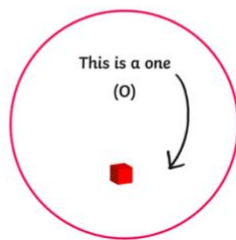
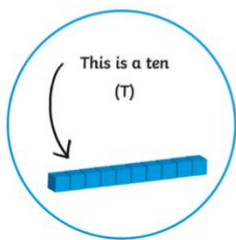


1 more

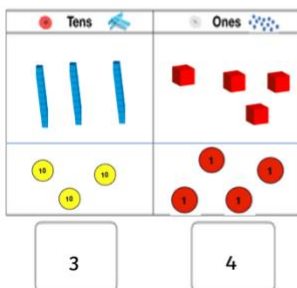
35

Recognise the place value of each digit in a two digit number (tens, ones).

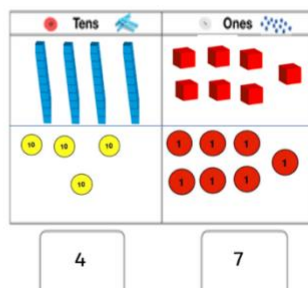
A 2-digit number means that it contains 2 numbers such as 25, 34 and 47. 2-digit numbers contain tens and ones.



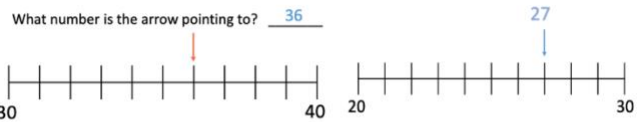
34- 3 ten and 4 ones



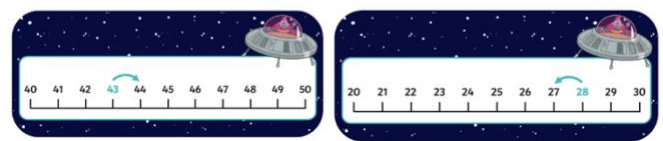
47- 2 tens and 6 ones



Estimating on a number line



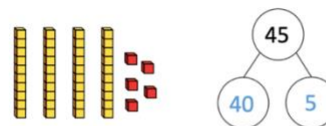
One more than and one less than



One more than 43 is 44.

One less than 28 is 27.

Partitioning tens and ones



There are 4 tens.

There are 5 ones.

The number is 45.

Year 1 Maths Knowledge Organiser – Length and Height

Topic Coverage


Length and Height
 • compare lengths and heights
 • measure length using objects
 • measure length in centimetres

Key vocabulary

length	How long something is.
height	How tall something is.
compare	Comparing the size of a quantity
measure	Measuring the length and height
centimetres (cm)	A unit of measurement.

Height


The dog is taller than the cat.
The cat is shorter than the dog.



tallest shortest

Length

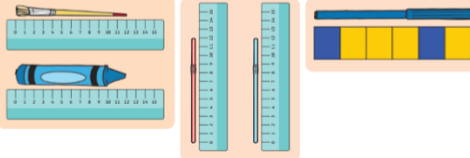
The car is shorter than the train.
The train is longer than the car.




shortest longest

Length and Height

The same length. The same height. This pen is 6 cubes long.

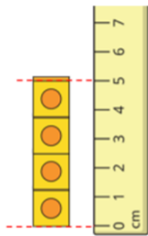


This ruler is to scale.



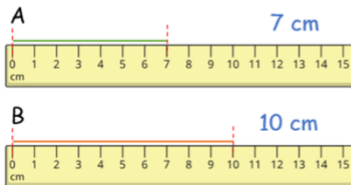
Year 1 Maths Knowledge Organiser – Length and Height

Measuring using centimetres (cm)



The start is lined up with 0 cm.
 The end is lined up with 5 cm.
 The tower is **5** cm tall.

Comparing measurements



10 cm is longer than 7cm.

Length and Height



The train is 5 paper clips long.

The giraffe is 6 cubes tall.



The pink ribbon is longer than the spotty ribbon.



Knowledge Organisers: Science

Plants

Year 1

Key Vocabulary	
wild plants	A wild plant seed grows where it falls. It doesn't need to be planted or cared for as it grows.
garden plants	Garden plants are plants that people choose to grow in their gardens.
weed	Weeds are wild plants that grow in places where people don't want them.
deciduous	A deciduous tree loses its leaves each year.
evergreen	An evergreen tree keeps its green leaves all year round, even in the winter.

Key Knowledge

Wild Plants



Trees



Garden Plants




Plants

Year 1

Key Vocabulary	
roots	Roots take in water and nutrients from the soil and keep the plant in the ground.
stem	The stem holds the plant up and carries the water and nutrients from the roots to the leaves and flowers .
leaves	Leaves catch sunlight to help the plant to make its own food.
flowers	Flowers attract insects and birds.
petals	Petals are the colourful part of the flower .
fruit	Fruit contains the plant's seeds . Sometimes humans try to grow fruit without seeds because it's easier to eat.
seed	Seeds grow into new plants.
bulb	Bulbs grow into new plants.

Key Knowledge



Key Vocabulary	
amphibians	Amphibians live in the water as babies and on land as they grow older. They have smooth, slimy skin.
birds	All birds have a beak, two legs, feathers and wings.
fish	Fish live and breathe under water. They have scaly skin, fins to help them swim and they breathe through gills.
mammals	Mammals are animals that breathe air, grow hair or fur and feed on their mother's milk as a baby.
reptiles	All reptiles breathe air. They have scales on their skin.
carnivore	Animals that mostly eat other animals (meat) are carnivores.
herbivore	Animals that only eat plants are herbivores.
omnivore	Animals that eat both plants and other animals are omnivores.

Mammals






human

mouse

dog

cow

Birds






penguin

chicken

flamingo

robin

Fish






goldfish

tuna

shark

eel

Reptiles






snake

tortoise

lizard

alligator

Amphibians






frog


toad

newt


salamander

Key Vocabulary	
sight	Your eyes let you see all the things around you.
hearing	Your ears let you listen to all the things around you. Your brain is able to tell what different sounds are.
touch	Your skin gives you the sense of touch. You can tell if something is warm, cold, smooth or rough without even looking at it!
taste	Your sense of taste comes from your tongue. You can tell if something tastes bitter or sweet. You might have some tastes you like and some you don't.
smell	You smell using your nose. Your nose can tell if things smell nice or not nice.


Senses




sight




hearing



touch

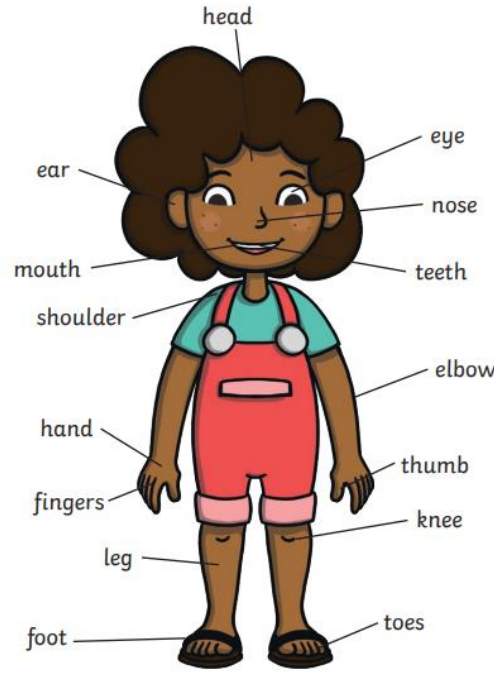


taste



smell

Parts of the Body



Home Learning and Useful Links:

This half term our school value will be '**Ambition**'. Please discuss what this means with your child.

Please talk to your children about the Knowledge Organisers and the key information and vocabulary.

Please ensure that your child reads to an adult at home every day. We would like an adult to make a comment in the reading diary every week. Please return the reading books by **Tuesday** so they can be changed.

Year 1 have their spelling test every Friday. Please ensure that your child is practicing their words in readiness for their test.

Research **Princess Diana**- Who was she? What did she achieve in her life?

Take a look in your garden or in your local park- what type of plants and trees can you see? Are they wild or garden plants?

Maths interactive games-

<https://www.topmarks.co.uk/maths-games/hit-the-button>

<https://www.ictgames.com/mobilePage/hundredSq/index.html>

<https://www.bbc.co.uk/iplayer/episodes/b08bzfnh/numberblocks>

<https://www.youtube.com/watch?v=h6udqW6VhWg>

Phonics interactive games-

<https://www.phonicsplay.co.uk/>

<https://www.topmarks.co.uk/Search.aspx?q=phonics%20games%20year%201>

Look inside London (Usborne)- explore the pop up book online

<https://www.youtube.com/watch?v=EF956jZ6hT4>

London's Burning song:

<https://www.youtube.com/watch?v=zrA6lY4c9io>